

Package

Please make sure the following contents are in the PA726 gift box. If something is missing or damaged, please contact your unitech representative.

The basic package contents


- PA726 Terminal
- Battery
- Hand Strap
- QR Code Card
- Quick Start Guide
- Regulatory Compliance Statements

Optional accessories

- 4-slot Ethernet Cradle
- 1-slot USB Cradle
- 4-slot Battery Charger
- USB Holder Cable
- Stylus & Coiled Strap
- Gun Grip
- 9H Glass Screen Protector
- 4-slot Terminal Charging Cradle
- 1-slot Ethernet Cradle
- Vehicle Charger
- Hand Strap with stylus loop
- Bumper
- Wrist-arm Mount

Rugged Handheld Computer

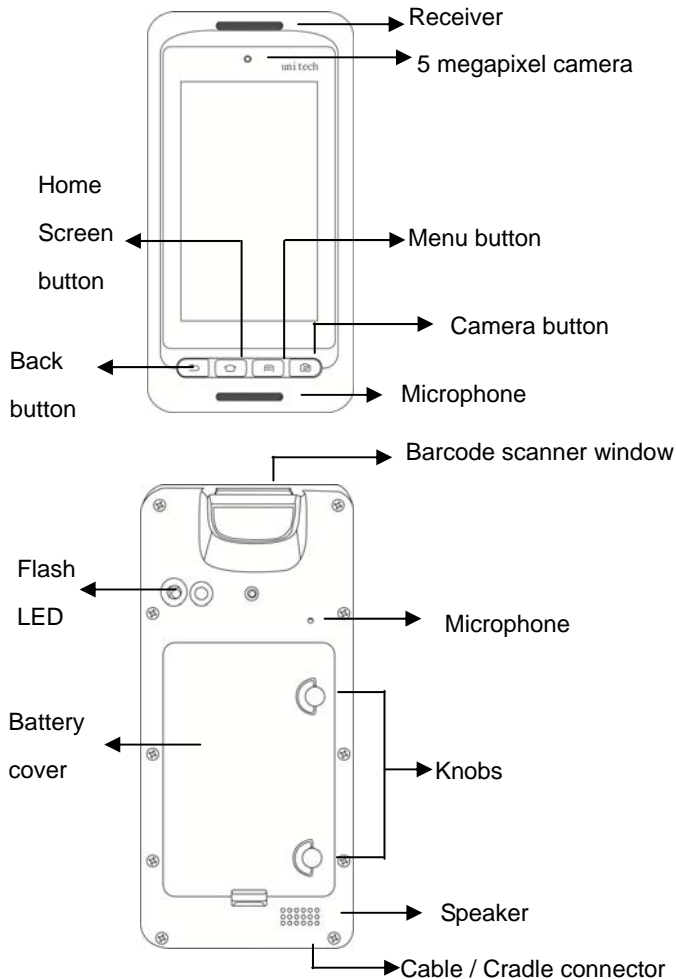
- PA726 -



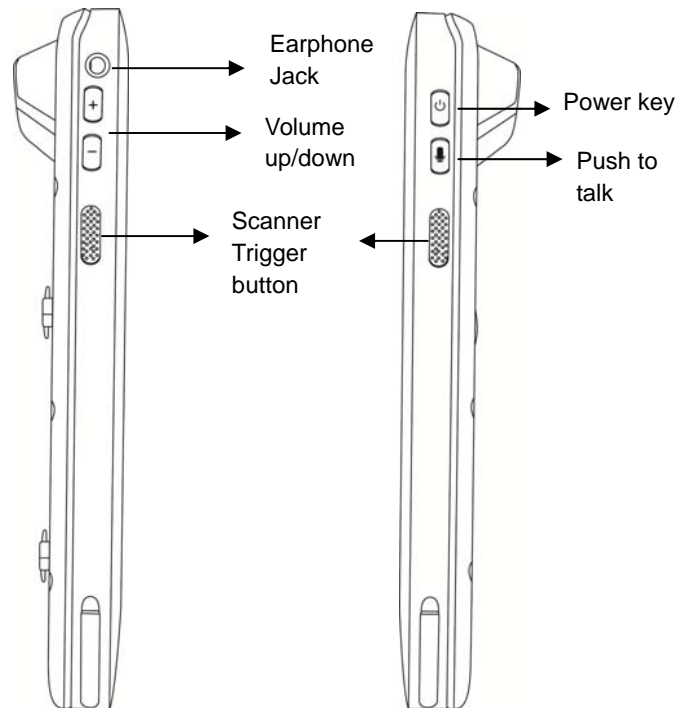
Quick Reference Guide

401303G V1.0

Product View (Front / Rear View)



Product View (Left / Right View)

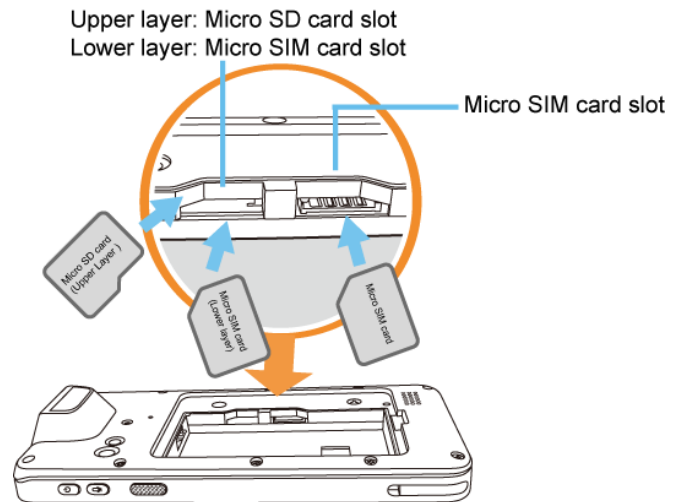


Installing the Battery

1. To loosen the two knobs on the battery cover by turning counterclockwise. And pull the two knobs up to remove the battery cover.
2. Slide and position the battery pack, making sure the battery contacts are aligned with the contacts in the compartment.
3. Use your thumb to snap the battery in place.
4. Put back the battery cover.
5. To tighten the two knobs on the battery cover by turning clockwise.

Using the Micro SD/ Micro SIM Card

The PA726 has Micro SD/ two Micro SIM card slots inside the battery compartment.




Turning on the terminal for the first time

After you have initially charged your device for about 24 hours, the device is ready to be used. You can now start up your device. You can then set up the languages, WiFi setting, and date and time.

After that, you can charge the terminal for 4 hours to recharge the battery to full capacity. Charge the terminal using the USB charging cable or the docking station.

Power-On Button

Turn ON your device by pressing the power button  on the right side of the terminal.

- CAUTION!**
- To ensure the unit working properly, please keep all connectors away from the contaminants staying inside of them such as dust, grease, mud, and water. The negligence may cause the unit with no communication, short circuited, overheated and so on.
 - If the connector is damaged, please ensure the connector is being fully repaired before using the unit to avoid causing short circuited.